





IGBT7000-600V300A Battery testing system										
Model:	IGBT7000-	600	V	300	A	Battery testing system		SN:	CE-7001	-600V300A
Items						Values				
AC input voltage						AC 380V ±10%/50Hz				
Output power						180	KW			
Input current						304	A/Phase			
Input power						200	KW			
Voltage	Constant voltage					60V~600V				
	Min discharge voltage					60	V			
	Accuracy					± 0.1% of FS				
	Stability					± 0.1% of FS				
Current	Output range					1.5A~300A				
	Accuracy					± 0.1% of FS				
	CV cut-off current					1.5A				
	Stability					± 0.1% of FS				
Power	Max output power/CH					180KW				
	Stability					±0.2% of FS				
Response time	Current response time					Maximum 10ms				
	Step response time					≤(365*24)hour/step,Time format: 00:00:00.000(h,m,s,ms)				
Data	Data record interval					Minimum record interval: 100ms				
						Minimum voltage record interval: 1.2V				
						Minimum current record interval: 0.6A				
	Max frequency					10Hz				
Charge	Charge mode					Constant current, Constant voltage, Constant current and voltage, Constant power				
	Cut-off					Main channel: Voltage, Current, ΔT, ΔCapacity, ΔV				
Discharge	Discharge mode					Constant current, Constant power, Constant resistance				
	Cut-off					Main channel: Voltage, Current, ΔT, ΔCapacity				
SIM	Charge mode					Current, Voltage				
	Discharge mode					Current, Voltage				
	Cut-off					Time, Command line number				
	Charge and discharge switch					Yes				
	Max SIM command lines					1,000,000				
Cycle	Cycles					Max 65535				
	Steps for each cycle					Max 254				
	Nest for each cycle					Max 3				
Protection	Software Protection					● Power-off data protection				
						● Off-line operation mode				
						● User-defined protection conditions, such as upper and lower limited current/voltage, delay time, temperature, etc.				
Channels feature						Independent pairs of closed loop for constant current source and constant voltage source.				
Energy saving						Discharge energy can be returned to power grid				
Channels working mode						Independent control				
Parallel mode						Yes				

Noise	<75dB		
Database	MySql		
Communication protocol	TCP/IP		
Data export	EXCEL、TXT、CSV、PDF、Plot/Graph		
Harddrive requirement	500GB		
Operating system	Windows 7/8/10 64 bit		
Communication port	Ethernet port		
Items	Values		
Channel numbers in one set	1		
Dimension(W*D*H)(mm)	1600×1100×1980		
Weight(kg)	1400		
Operation and storage environment requirement			
Items	Values		
Operation environment temperature	0℃~40℃ (When the temperature is 25±10℃, the accuracy bias caused by temperature change is less than 50ppm /℃)		
Storage environment temperature	-10℃~50℃		
Operation environment humidity	≤70% RH(no moisture condensation)		
Storage environment humidity	≤80% RH(no moisture condensation)		
Equipment picture (Pictures just for reference)			
Clamps pictures (Pictures just for reference)			
Clamps types	Alligator	Polymer	Ring connector
Aux channels (Optional)	Aux types	Temperature, Voltage	
	Temperature range	-25℃~110℃	
	Temperature accuracy	±1℃	
	Temperature resolution	0.1℃	
	Voltage range	-5V~5V	
	Voltage accuracy	± 0.1% of FS	
Temperature aux channels for each main channel(Optional)	Up to 248		
Voltage aux channels for each main channel(Optional)	Up to 248		
Protection settings for aux channels	Temperature up-limit, bottom-limit; Voltage up-limit, bottom-limit; ΔV of single cell.		